ELECTROMAGNETIC FLOW METER

New High-tech Enterprise

CE

ATEX

ISO

APPLICATIONS

- Applied to conductive liquid
- Widely used in industries such as petroleum, chemical engineering, iron and steel, food, power, paper making, water treatment, petrochemical, medicine etc.

PRODUCT FEATURES

01.

LCD Display

LCD backlight makes it easy to read day and night

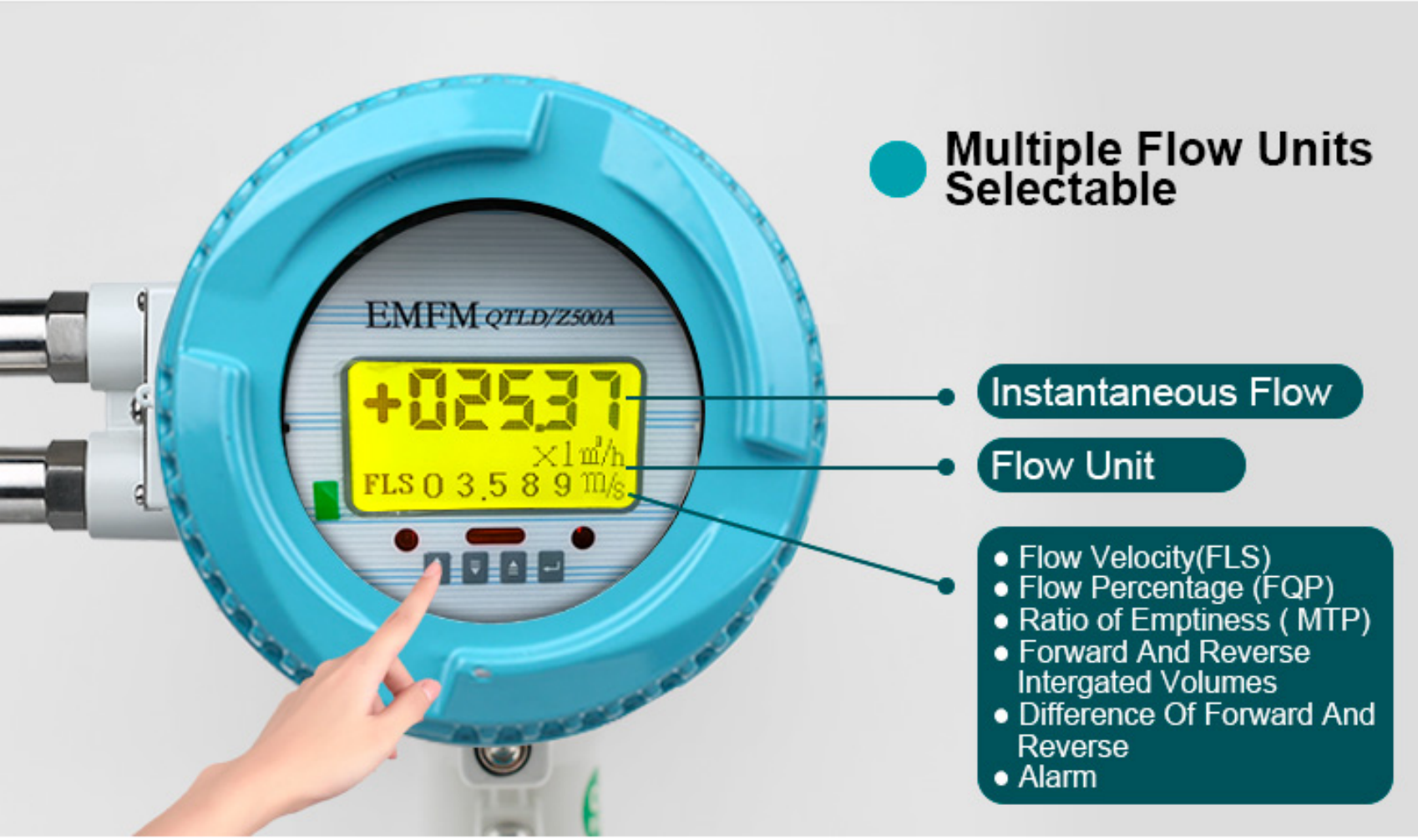

Multiple Flow Units Selectable

Instantaneous Flow

Flow Unit

- Flow Velocity(FLS)
- Flow Percentage (FQP)
- Ratio of Emptiness (MTP)
- Forward And Reverse Intergated Volumes
- Difference Of Forward And Reverse
- Alarm

02.

Multi-Language, Module Design, Multifunctional Output



RS485 Modbus -

RS485 Modbus +

Ground

Lower Limit Alarm

Upper Limit Alarm

Frequency(Pulse) Output for Bi-directional Flow

Ground

4-20mA Output



03.

Bi-directional measurement, easy to install

Automatic alarm functions for self-diagnosis

04. Optional Functions

EMFM QTLD/Z500A
+02537
FLS 0 3 5 8 9
Infrared Touch Screen
32G SD Card
Bluetooth
Can display Temperature, Pressure

WHY CHOOSE US?

Refined Material, Accurate Measurement

Q&T COPPER COIL——

- 99.999% Pure Copper
- Self adhesive Smooth wire, Stable Signal
- Advanced wire-winding technology, no drift zero point

OTHER COIL——

- Other supplier's coils are aluminum
- Unstable signal and easy to cause zero drift if long time using

VS

Q&T LINING——

- ≧ 3mm thickness PTFE liner, durable service life.
- Anti-falling, negative pressure resistance, safe and reliable

OTHER LINING——

- Other's thickness less than 3 mm , easy to wear



VS

Q&T WELDING——

- Fish-scale welding, stable & reliable
- 10mm thickness inner flanges
- Integrated casting, attractive surface

OTHER WELDING——

- Rough and uneven welding
- 3mm thickness inner flanges



VS



ENVIRONMENTAL TEST

High & Low temperature test, Different Humidity Test ,
Make sure instruments can resist any harsh environment

+01502
+01502

MORE PRODUCTS

CALIBRATION

Coriolis Mass Flowmeter Standard Meter

DN15-50 Gravimetric & Standard Meter Liquid Flow Meter Calibration Device

Coriolis Mass Flowmeter Standard Meter

DN65-DN300 Gravimetric & Standard Meter Liquid Flow Meter Calibration Device

Flow Standard Devi

DN350-DN700 &DN65-DN300
0.1 % Weighing and volumetric device to ensure accurate calibration



DN800 ~DN3000 Liquid Flow Meter Calibration Device

PRODUCT PARAMETER

- **Main Performances Parameters**

Size	DN3-DN3000mm
Nominal Pressure	0.6-1.6Mpa(2.5Mpa/4.0Mpa/6.4Mpa...Max 42Mpa)
Accuracy	+/-0.5%(Standard) +/-0.3% or +/-0.2%(Optional)
Liner	PTFE, Neoprene, Hard Rubber, EPDM, FEP, Polyurethane, PFA
Electrode	SUS316L, Hastelloy B, Hastelloy C Titanium, Tantalum, Platinium-iridium
Structure Type	Integral type, remote type, submersible type, ex-proof type
Medium Temperature	-20~+60 degC(Integral type)
	Remote type(Neoprene,Hard Rubber,Polyurethane,EPDM) -10~+80degC Remote type(PTFE/PFA/FEP) -10~+160degC
Ambient Temperature	-20~+60deg C
Ambient Humidity	5-100%RH(relative humidity)
Measuring Range	Max 15m/s
Conductivity	>5us/cm
Protection Class	IP65(Standard); IP68(Optional for remote type)
Process Connection	Flange (Standard), Wafer, Thread, Tri-clamp etc (Optional)
Output Signal	4-20mA/Pulse
Communication	RS485(Standard), HART(Optional),GPRS/GSM (Optional)
Power Supply	AC220V (can be used for AC85-250V) DC24V (can be used for DC20-36V) DC12V (optional), Battery Powered 3.6V (optional)
Power Consumption	<20W
Alarm	Upper Limit Alarm / Lower Limit Alarm
Self-diagnosis	Empty Pipe Alarm, Exciting Alarm
Explosion Proof	ATEX

- ## Main Performances Of The Electrode Materials

Electrode Material	Application
SUS316L	Applicable in water, sewage and low corrosive medium; Widely used in industries of petrol, chemistry, carbamide etc.
Hastelloy B	Having strong resistance to hydrochloric acid of any consistence which is below boiling point. Resistable against vitriol,phosphate, hydrofluoricacid, organic acid etc which are oxidable acid, alkali and non-oxidable salt.
Hastelloy C	Be resistant to oxidable acid such as nitric acid, mixed acid as well as oxidable salt such as Fe+++,Cu++ and sea water
Titanium	Applicable in seawater, and kinds of chloride, hypochlorite salt, oxidable acid (including fuming nitric acid), organic acid, alkali etc. Not resistant to a pure reducing acid (such as sulphuric acid, hydrochloric acid) corrosion. But if acid contains antioxidant (such as Fe+++,Cu++) is greatly reduce corrosion
Tantalum	Having strong resistance to corrosive mediums that is similar with glass. Almost applicable in all chemicals mediums except for hydrofluoric acid, oleum and alkali
Platinum-iridium	Almost be applicable in all chemical mediums except fortis, ammonium salt

- ## Velocity-Flow Range Table

Size	Flow Range & Velocity Table							
(mm)	0.1m/s	0.2m/s	0.5m/s	1m/s	4m/s	10m/s	12m/s	15m/s
3	0.003	0.005	0.013	0.025	0.102	0.254	0.305	0.382
6	0.01	0.020	0.051	0.102	0.407	1.017	1.221	1.526
10	0.028	0.057	0.141	0.283	1.130	2.826	3.391	4.239
15	0.064	0.127	0.318	0.636	2.543	6.359	7.630	9.538
20	0.113	0.226	0.565	1.130	4.522	11.304	13.56	16.956
25	0.177	0.353	0.883	1.766	7.065	17.663	21.2	26.494
32	0.289	0.579	1.447	2.894	11.575	28.938	34.73	43.407
40	0.452	0.904	2.261	4.522	18.086	45.216	54.26	67.824
50	0.707	1.413	3.533	7.065	28.260	70.650	84.78	105.98
65	1.19	2.39	5.97	11.94	47.76	119.40	143.3	179.10
80	1.81	3.62	9.04	18.09	72.35	180.86	217.0	271.30
100	2.83	5.65	14.13	28.26	113.04	282.60	339.1	423.90
125	4.42	8.83	22.08	44.16	176.63	441.56	529.9	662.34
150	6.36	12.72	31.79	63.59	254.34	635.85	763.0	953.78
200	11.3	22.61	56.52	113.04	452.16	1130.40	1356	1696
250	17.66	35.33	88.31	176.53	706.50	1766.25	2120	2649
300	25.43	50.87	127.2	254.34	1017	2543.40	3052	3815
350	34.62	69.24	173.1	346.19	1385	3461.85	4154	5193
400	45	90	226.1	452	1809	4522	5426	6782
450	57	114	286.1	572	2289	5723	6867	8584
500	71	141	353.3	707	2826	7065	8478	10598
600	102	203	508.7	1017	4069	10174	12208	15260
700	138	277	692.4	1385	5539	13847	16617	20771
800	181	362	904.3	1809	7235	18086	21704	27130
900	229	458	1145	2289	9156	22891	27469	34336
1000	283	565	1413	2826	11304	28260	33912	42390
1200	407	814	2035	4069	16278	40694	48833	61042
1400	554	1108	2769	5539	22156	55390	66468	83084
1600	723	1447	3617	7235	28938	72346	86815	108518
1800	916	1831	4578	9156	36625	91562	109875	137344
2000	1130	2261	5652	11304	45216	113040	135648	169560
2200	1368	2736	6839	13678	54711	136778	164134	205168
2400	1628	3256	8139	16278	65111	162778	195333	244166
2600	1910	3821	9552	19104	76415	191038	229245	286556
2800	2216	4431	11078	22156	88623	221558	265870	332338
3000	2543	5087	12717	25434	101736	254340	305208	381510

Remark: Suggest flow velocity range 0.5m/s - 15m/s

Model Select

Selection

Optional selection

QTLD XXX X X X X X X X X

Caliber	DN10~DN3000 3-digital code seeing caliber code table 13	XXX
Nominal pressure	0.6MPa	1
	1.0MPa	2
	1.6MPa	3
	4.0MPa	4
	Other	5
Connection mode	Flange connection	1
	Clamp connection	2
	Sanitary connection	3
Liner material	PTFE	1
	PFA	2
	Neoprene	3
	Polyurethane	4
	Ceramic	5
Electrode material	316L	1
	Hastelloy B	2
	Hastelloy C	3
	Titanium	4
	Platinum-iridium	5
	Tantalum	6
	Stainless steel covered with tungsten carbide	7
Structure type	Integral type	1
	Remote type	2
	Remote type immerse	3
	Integral type Ex-proof	4
	Remote type Ex-proof	5
Power	220VAC 50Hz	E
	24VDC	G
Output/ communication	Flow volume4～20mADC/pulse	A
	Flow volume4～20mADC/RS232C communication	B
	Flow volume4～20mADC/RS485 communication	C
	Flow volume HART output/with communication	D
Converter figure	Square	A
	Circular	B

X	
1	Grounding electrode
2	Coupled flange
3	Entrance protection flange
4	Scraper type electrode
5	Other

table 13

Caliber code table

Caliber	code
10	100
15	150
20	200
25	250
32	320
40	400
50	500
65	650
80	800
100	101
125	125
150	151
200	201
250	251
300	301
350	351
400	401
450	451
500	501
600	601
700	701
800	801
900	901
1000	102
1100	112
1200	122
1400	142
1500	152
1600	162
1800	182
2000	202
2200	222
2400	242
2600	262
2800	282
3000	302

Installation

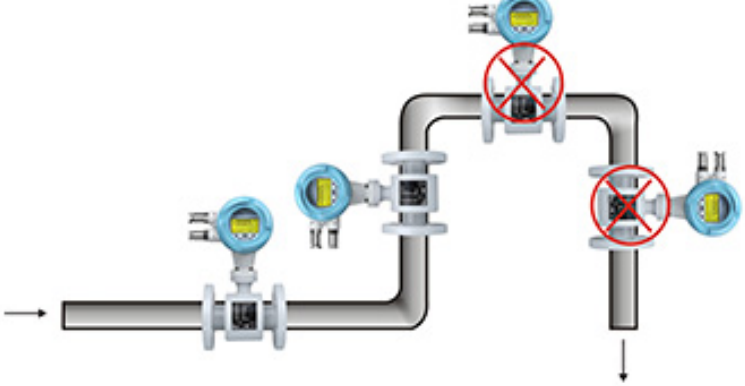

Install at the lowest point and vertical upward direction
Don’t install at the highest point or vertical downward diection

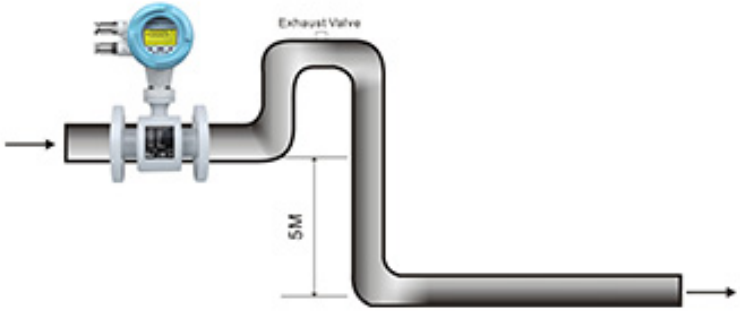

When drop is more than 5m, install exhaust valve at the downstream



Install at the lowest point when used in open drain pipe



Need 10D of upstream and 5D of downstream

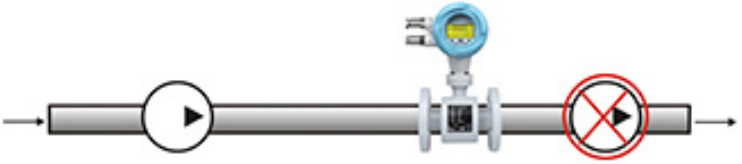

Dont’ install it at the entrance of pump, install it at the exit of pump



Install at the rising direction

CERTIFICATE



IEP | ENERGY PETROLEUM INSTITUTE

IEP ATEX

(1) EU-Type Examination Certificate

(2) Equipment or Protective Systems Intended for use in Potentially Explosive Atmospheres Directive 2014/34/EU

(3) EU – Type Examination Certificate Number: IEP 18 ATEX 0608

(4) Product: QTLD-X type, Electromagnetic Flowmeter   Mark: Q&T

(5) Firm Name: KAIFENG QINGTIANWEIYE FLOW INSTRUMENT CO., LTD.

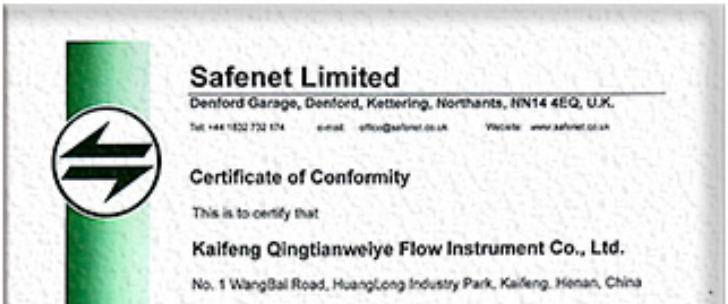

Safenet Limited
Denford Garage, Denford, Kettering, Northants, NN14 4EQ, U.K.

Certificate of Conformity

This is to certify that

Kaifeng Qingtianweiye Flow Instrument Co., Ltd.

No. 1 WangBai Road, HuangLong Industry Park, Kaifeng, Henan, China



(6) Firm Address: **No.1 Wangbai Road, Huanglong Industry Park, Kaifeng, Henan, CHINA**

(7) This product and any acceptable variation thereto is specified in the schedule to this certificate and the documents there in referred to.

(8) The IEP Uluslararası Enerji Petrol Gözetim, Sertifikasyon ve Teknik Hizmetler Organizasyonu Tic. Ltd. Sti., notified body number 2284 in accordance with Article 17 of the Directive 2014/34/EU of European Parliament and of the Council, dated 26 February 2014, certifies that this product has been found to comply with the Essential Health and Safety Requirements relating to the design and construction of products intended for use in potentially explosive atmospheres, given in Annex II to the Directive. The examination and test results are recorded in confidential Report No: IEP.Rp.Ex.10-1300 date 02.07.2018.

(9) Compliance with Essential Health and safety requirements has been assured by compliance with ;

EN 60079-0 : 2013 , EN 60079-1 : 2014

(10) If the sign " X " is placed after the certificate number, it indicates that the product is subject to Specified Conditions for Safe Use specified in the schedule to this certificate.

(11) This EU-Type Examination Certificate relates only to the design and construction of the specified product in accordance to the directive 2014/34/EU. Further requirements of the directive apply to the manufacturing process and supply of this product. These are not covered by this certificate.

(12) The marking of the equipment or protective system shall include the following:

Ex **II 2G Ex db IIB T6 Gb**

Responsible Person :

Nurettin Tevzioglu
Head of Certification Body

Date of Issue : 01.08.2018

IEP Uluslararası Enerji Petrol Göz., Sertifikasyon ve Teknik Hiz. Org. Tic. Ltd. Şti.
5746/1 Sok. No:9 K:2 Bornova - İZMİR / TURKEY
Tel: +90 232 431 17 45 - 46 Fax: +90 232 431 17 30 E-mail: iep@iep.com.tr F:45
This certificate is granted subject to the general conditions of the IEP Energy Petroleum Institute. This certificate may only be reproduced in its entirety and without any change, schedule included. You can check accuracy of this document by **www.iep.com.tr**.
Page 1 / 3

QTLD Series Electromagnetic
Flow Meter ATEX

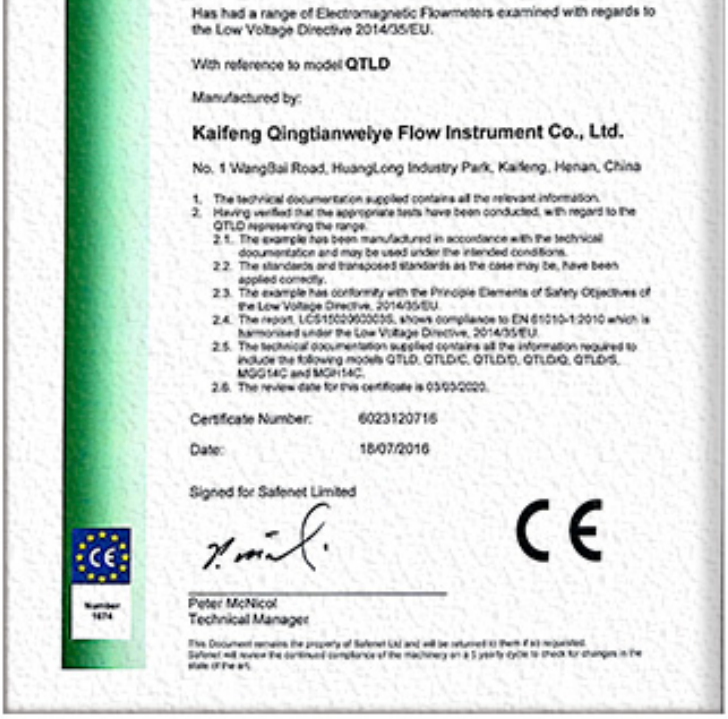

Has had a range of Electromagnetic Flowmeters examined with regards to the Low Voltage Directive 2014/35/EU.

With reference to model **QTLD**

Manufactured by:

Kaifeng Qingtianweiye Flow Instrument Co., Ltd.

No. 1 WangBai Road, HuangLong Industry Park, Kaifeng, Henan, China

1. The technical documentation supplied contains all the relevant information.
2. Having verified that the appropriate tests have been conducted, with regard to the QTLD representing the range.
   - 2.1. The example has been manufactured in accordance with the technical documentation and may be used under the intended conditions.
   - 2.2. The standards and transposed standards as the case may be, have been applied correctly.
   - 2.3. The example has conformity with the Principle Elements of Safety Objectives of the Low Voltage Directive, 2014/35/EU.
   - 2.4. The report, LCS1502060035S, shows compliance to EN 61010-1:2010 which is harmonised under the Low Voltage Directive, 2014/35/EU.
   - 2.5. The technical documentation supplied contains all the information required to include the following models QTLD, QTLD/C, QTLD/D, QTLD/Q, QTLD/S, MGG14C and MGH14C.
   - 2.6. The review date for this certificate is 03/03/2020.

Certificate Number: 6023120716

Date: 18/07/2016

Signed for Safenet Limited

Peter McNicol
Technical Manager

CE

Number
1674

This Document remains the property of Safenet Ltd and will be returned to them if so requested.
Safenet will review the continued compliance of the machinery on a 5 yearly cycle to check for changes in the state of the art.

QTLD Series Electromagnetic
Flow Meter CE

德意志联邦共和国
商标注册证书
营业执照
(副本)
企业法人营业执照
Enterprise Certificates

IEP
CERTIFICATE OF REGISTRATION
CERTIFICATE
CONFORMITY CERTIFICATE OF EXPLOSION-PROOF
More than 100 patents

Packing Of Products

Products ready for packing

ECO Packing

Products are multi-packaging, shockproof and anti-fall, ensure the safe delivery of goods to customers' hand

Enter the finished product warehouse and wait for transportation

Trade Show

PHILEMON
STCK
8